


"Alphabet 06" by Katherine MartinTripp





Katherine Martin Tripp

Alphabet 06




Author: Katherine Martin Tripp
Company: Extra Mile Mercantile
Copyright: Katherine Martin Tripp
Website: better-cross-stitch-patterns.com
Fabric: Evenweave
Grid Size: 52W x 50H
Design Area: 5.67" x 5.33" (51 x 48 stitches)

Legend:

  [3] DMC-561 ANC-212 jade - vy dk

Backstitch Lines:

 DMC-561 jade - vy dk

French Knots:

○ DMC-561 jade - vy dk

In the Photograph:

The "Alphabet 06" is stitched on 18-count Aida over two threads. I used DMC floss:

- 2 strands for backstitches
- 2 strands for French knots

Description:

Line letters, standard/straight.

Characters Included:

- Upper Case Letters
- Lower Case Letters
- Numbers
- Punctuation

Height:

- The upper case letters are 4 stitches high.
- The lower case letters without ascenders or descenders (ex: a, c, o) are 2 stitches high.
- The lower case letters with only ascenders (ex: b, d, h) or only descenders, (ex: g, p, y) are 4 stitches high.
- The lower case "j", with descender and a dot above, is 5 stitches high.

Width:

These letters have varying widths.

Stitch Complexity:

- Backstitches
- French knots

Learn any unfamiliar stitches by clicking on the "How To..." button on the left menu of the Home page.

Floss:

It is assumed that you will change the floss color to reflect your tastes and to coordinate with the rest of your project. Use the same number of strands that you are using throughout the rest of your cross stitch pattern.

How to Fit Text into a Design:

To learn how to select and adapt cross stitch alphabets, click on the "Alphabets" button on the left menu of the Home page. Thoroughly read "The 123's of the Counted Cross Stitch Alphabet."